



CoTrim's range of conversions to the new
Volkswagen Caravelle & Transporter





Van Conversion Centre

Welcome to CoTrim
Your Safety & Comfort is our priority

CoTrim is a well-established conversion company, driven by the highest standards of service and quality; established for over 23 years, and a market leader in crew van, wheelchair access and minibus conversions.

- Established client base
- High repeat business ratio
- Experienced and responsive
- Very low staff turnover
- Volkswagen Commercial Vehicles Accredited Converter
- Volkswagen Delivery Point Code
- Secure vehicle compound with CCTV
- Conversions compliant with Whole Vehicle Type Approval Legislation.

Our Standards

The products we install are rigorously tested, certified and fully compliant with stringent EC safety standards for Whole Vehicle Type Approval.
This ensures all vehicles are 'Safe to use on the road and have a lower impact on the Environment.'

Working closely with the VCA, (Vehicle Certification Agency) CoTrim has been granted Conformity of Production, backed up by a UKAS approved ISO9001 quality management system.

Our Vision

To remain at the forefront of the vehicle conversion industry through ongoing growth and investment, and a commitment to solving challenges and needs of our customers.

Our Mission

To consistently provide the highest levels of quality and support, by an in-depth understanding of the needs of our customers, and the ways in which we can provide solutions to those needs.

Our Commitment

Proven commitment to finding cost-effective and innovative solutions.
Consistent and unbroken accreditation to relevant ISO Quality Standards.
Long-standing track record of confidentiality, trust and core values.
In-depth understanding and knowledge of vehicle conversions and associated products.
Ongoing policy of acquisition of new equipment maintains our unmatched capabilities in the field.
Pro-active and responsive to H&S issues, minimising our impact on the environment.



Our Values

Clear and straightforward in our communications. Trustworthy and accurate in our dealings. Flexible and open-minded in our approach. Committed to seeing your project through. Progressive, seeking new challenges. Supportive and helpful in achieving your objectives.

Our Range of Conversions:

- Crew vans
- Mess vans
- Minibuses
- Wheelchair Accessible vehicles
- Specialist vehicles
- Leather upholstery
- Accessories including bulkheads, roof racks, luggage racks, steps, windows, storage systems, load ramps and lifts

Our Warranty:

All CoTrim conversions are covered by our comprehensive three year/100,000 mile warranty



Contact us on:
T. 01722 324 524
F. 01722 343 888
sales@cotrim.co.uk
www.cotrim.co.uk

Duovan Transporter 5-6 seat crew van 4-5
Duoliner Transporter 3-6 seat crew van 6-7
Flexiliner Transporter shuttle 8-9 seat wheelchair accessible taxi 8-9
Flexiliner Accessline Transporter 4-5 seat wheelchair accessible minibus 10-11
Multiliner Accessline Transporter 6-9 seat wheelchair accessible minibus 12-13
Accessline side underfloor lift for the Caravelle & Transporter 14-15
Accessline rear underfloor lift for the Caravelle & Transporter 16-17
Accessline Product overview 18-19
Cargoshield bulkhead & cargoline load ramp 20-21
C-Sport leather & further accessories 22-23



DuoVan[®]

Transporter 5-6 seat crew van

The ultimate solution for transporting people & cargo

Design

By adding in a second row of seats including an integral bulkhead for passenger protection, the Duovan concept provides considerable benefits to the van operator; providing safe comfortable transport for up to six people including the driver; with the added benefit of being able to carry a sizeable load of cargo or tools and equipment, thereby creating savings in both cost and time.

A range of optional accessories are available as listed to enable you to put together a specification to suit your requirements.

Safety

The extra seating has been carefully designed and tested to comply with EU Whole Vehicle Type Approval safety standards and the bulkhead tested to ISO 27956 for load shifting protection giving peace of mind to the operator.

Comfort

The high back seat, with it's contoured foam, deep seat cushion, and adjustable headrests, provides a high level of passenger comfort. Added to this, the design and positioning of the seat in relation to the front seats has been worked out in such a way that both passenger legroom and load area are maximized.

Versatility

With the ability to combine two roles, the Duovan opens up a world of possibilities to a wide range of businesses and other applications.

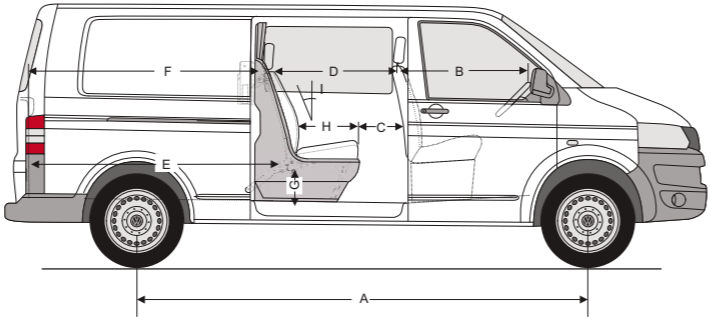
STANDARD CONVERSION SPECIFICATION

DUOVAN double cabin seat with bulkhead to the second row, including: three seat contoured bench, covered in cloth to match the front seats, with ISOfix on outer seats, adjustable tilting headrests, 3-point occupant restraints, integral moulded bulkhead with central viewing window, storage pocket to side of bench cover and additional load space under the seat, accessible from the rear. Rubber anti-slip flooring and new grey hardboard ceiling panel to second row passenger area.

OPTIONS & ACCESSORIES

- Three adjustable sliding seats in lieu of three seat bench
 - Side windows
 - Trim panels to crew area sides & ceiling
 - Leather upholstery
 - Extra lighting
 - Ply-lining to cargo area
- Load ramps
 - Load lifts
 - Cargo restraint systems
 - Storage systems
 - Handwash facilities
 - Roofracks
 - Roof air extractors

* Further options available - please enquire
** For complete vehicle specification please refer to Volkswagen Vans brochure



	SWB	LWB
A:	3000	3400
B:	920	920
C:	315	315
D:	835	835
E:	1530	1930
F:	1385	1785
G:	205	205
H:	450	450
I:	22°	22°

Dimensions of load space under rear seats (W x H x D): 1225mm x 205mm x 400mm (All dimensions in millimetres)



Duovan three seat bench



Optional fully lined cargo area

Duoliner®

Transporter 3-6 seat crew van

The tailor-made multi purpose vehicle for work and leisure

Design

By adding in a second row of up to three single removable seats this excellent concept, the CoTrim Duoliner, offers considerable benefits to the van operator, providing safe comfortable transport for up to six people including the driver. While it offers a safe, comfortable environment, it's the Duoliner's flexibility that sets it apart. If required the extra passenger seating can be moved or removed completely to create a full size cargo area.

Alternatively, the optional Space-saver seats as illustrated come standard with folding seat bases. These are designed to be tipped up when not in use, allowing the seats to be moved forwards to create additional floor space. This saves the operator having to remove seats from the vehicle, thereby saving time.

A range of optional accessories are available as listed to enable you to put together a specification to suit your requirements.

Safety

The extra seating has been carefully designed and tested to comply with EU Whole Vehicle Type Approval safety standards giving peace of mind to the operator and passengers.

Comfort

These high back seats, with contoured foam and deep seat cushions, provide a high level of passenger comfort. They are widely used by the Emergency Services, MOD and other Specialist applications, where long periods of sitting are required. Added to this, the positioning of the seats on twinplate rails has been worked out in such a way that both passenger legroom and load area are maximized.

Versatility

With the ability to combine two roles, the Duoliner crew van opens up a world of possibilities to a wide range of businesses and other applications.



Optional Comfortline Contour reclining seats



Optional Comfortline Contour Access reclining & fold flat seats



Optional Flexiline Contour Space-saver reclining & tip-up seats



Duoliner Classic Comfortline seats



Optional carpet lining to the cargo area sides, doors & wheelarches

STANDARD CONVERSION SPECIFICATION

One, two or three single removable Comfortline seats with in-built headrests and 3-point occupant restraints, installed to 850mm long twinplate rail system behind the front seats.

OPTIONS & ACCESSORIES

- Comfortline Contour reclining seats
- Comfortline Contour reclining & fold-flat seats
- Flexiline Contour Space-saver reclining & tip-up seats
- Lift-up adjustable armrests
- ISOfix
- Side windows
- Trim panels to crew area sides & ceiling
- Flooring
- Leather upholstery
- C pillar bulkhead (See P.20)
- Extra lighting
- Ply-lining to cargo area
- Load ramps
- Load lifts
- Cargo restraint systems
- Storage systems
- Handwash facilities
- Roofracks
- Roof air extractors

* Further options available - please enquire
** For complete vehicle specification please refer to Volkswagen Vans brochure

FLEXILINER®

Transporter shuttle 8-9 seat wheelchair accessible taxi

Combining comfort and flexibility

With its easy-entry tip-up passenger seating, the Flexiliner taxi offers a comfortable, safe and relaxing environment. The flexible rear seating sets it apart. If required, the seating can be arranged to carry eight including the driver, or it can be configured to carry one occupied wheelchair (see floorplans) or one or more of the rear seats can be completely removed to create a generous boot area.

All seats feature three-point inertia seat belts with head restraints. ISOfix child seat fixings can be found on the outside seats of the third row. The second row seats are rear facing with tip-up seat bases, to provide easy passenger access and adequate space when carrying a wheelchair. Even with a full compliment of passengers, the Flexiliner taxi's movable seating can be positioned to provide plenty of space for luggage. A range of optional accessories are also available below to enable you to tailor the vehicle to suit your requirements.

STANDARD CONVERSION SPECIFICATION


- Three Flexiline single removable tip-up seats covered in cloth to match the front seats, rear facing to the first row of saloon on 850mm long twinplate rail system.
- Three Comfortline single removable seats covered in cloth to match the front seats, forward facing to the rear row of saloon on 1450mm long twinplates.
- Anti-slip vinyl (or carpet) floor, full length of saloon.
- First aid kit, fire extinguisher and legal lettering.

OPTIONS & ACCESSORIES

- Wheelchair and occupant restraint system to the front nearside saloon, for use with 2 x nearside Flexiline seats tipped up (not in use) and 2 x nearside Comfortline seats moved back on the rails
- Portable tri-fold wheelchair ramp with locating pegs for use to the nearside saloon access
- Manual or electric underfloor step to nearside cab or saloon access
- Grab handles to C-pillars
- Low level LED lights to C-pillars
- Removable table to centre of saloon
- Carpet in lieu of vinyl flooring
- 6 x Contour style comfort seats in lieu of standard design
- C-Sport removable rubber or carpet mats to cab and saloon floor
- C-Sport leather upholstery to all seats

* Further options available - please enquire

** For complete vehicle specification please refer to Volkswagen Vans brochure



COTRIM FLEXILINER TAXI SEATING AND WHEELCHAIR LAYOUTS

(for illustration purposes only, not to scale).

Note: Dual front cab passenger seat is an option from Volkswagen.



Total 5 seats
1 wheelchairs



Total 9 seats
0 wheelchairs



View through side access illustrating the Flexiliner seat and floor system



View through rear access

FLEXILINER®
Accessline

Transporter 4-5 seat wheelchair accessible minibus

Versatile people carrier for wheelchair users and carers

Illustrated here on the Transporter window van long wheelbase high roof model the Flexiliner wheelchair accessible people carrier provides considerable benefits to the vehicle operator.

The powered wheelchair access lift, combined with the high roof design, enables carers to load and unload wheelchairs with ease. In addition, two carers seats are provided alongside the wheelchairs with two or three seats in the front (including driver) depending on whether a single or dual passenger seat is specified.

A range of optional accessories are also available below to enable you to tailor the vehicle to suit your requirements.


STANDARD CONVERSION SPECIFICATION

- Two Comfortline single removable seats covered in cloth to match the front seats, installed in tandem on twinplate rails to the offside passenger compartment.
- Two wheelchair and occupant restraint systems in tandem to the nearside passenger compartment, with storage container for clamps.
- Electro-hydraulic inboard wheelchair lift to the rear access.
- Anti-slip vinyl (or carpet) floor.
- ABS covers to rear wheelarches.
- Trimmed panels to sides and doors.
- Headlining trimmed panels to the ceiling including head protection pads to side and rear access.
- LED courtesy light to ceiling.
- LED lamp to rear wheelchair access area.
- Hi-Visibility grab handle to nearside passenger access.
- First aid kit, fire extinguisher and legal lettering.

OPTIONS & ACCESSORIES

- Underfloor step to nearside passenger access
- Comfortline Contour reclining seats
- Lift-up adjustable armrests
- Leather upholstery

* Further options available - please enquire
** For complete vehicle specification please refer to Volkswagen Vans brochure



View through side access illustrating Comfortline passenger seating



View through rear access with wheelchair lift deployed



WHEELCHAIR RESTRAINTS

Inertia restraint with Karabiner wheelchair attachment and Mono floor fitting



Mono floor fitting



COTRIM FLEXILINER SEATING AND WHEELCHAIR LAYOUT



Total 4 seats
2 wheelchairs

(for illustration purposes only, not to scale).
Note: Dual front cab passenger seat is an option from Volkswagen.

MULTILINER®
Accessline

Transporter 6-9 seat wheelchair accessible minibus

Providing variable combinations for wheelchair users & carers

Illustrated here on the Transporter window van long wheelbase high roof model, the Multiliner wheelchair accessible people carrier provides considerable benefits to the vehicle operator. The powered wheelchair access lift, enables carers to load and unload one or two occupied wheelchairs with ease. In addition, up to six single carers seats are provided in the rear passenger compartment, with up to three seats in the front (including driver) depending on whether a single or dual passenger seat is specified.

A range of optional accessories are also available below to enable you to tailor the vehicle to suit your requirements.

STANDARD CONVERSION SPECIFICATION


- Multi-Rail safety floor system finished with anti-slip vinyl (or carpet) full length of passenger compartment, with up to six single removable seats trimmed to match the cab seats.
- Two wheelchair and occupant restraint systems in tandem to the nearside passenger compartment, with storage container for clamps.
- Electro-hydraulic inboard wheelchair lift to the rear access.
- ABS covers to rear wheelarches.
- Trimmed panels to sides and doors.
- Headlining trimmed panels to the ceiling including head protection pads to side and rear access.
- LED courtesy light to ceiling.
- LED lamp to rear wheelchair access area.
- Hi-Visibility grab handle to nearside passenger access.
- First aid kit, fire extinguisher and legal lettering.

OPTIONS & ACCESSORIES

- Underfloor step to nearside passenger access
- Lift-up adjustable armrests
- Leather upholstery

* Further options available - please enquire

** For complete vehicle specification please refer to Volkswagen Vans brochure



View through side access illustrating Premier passenger seating



View through rear access with wheelchair lift deployed

COTRIM MULTILINER SEATING AND WHEELCHAIR LAYOUTS

(for illustration purposes only, not to scale).
Note: Single front cab passenger seat is an option from Volkswagen.



Total 9 seats
0 wheelchairs



Total 7 seats
1 wheelchair



Total 6 seats
2 wheelchairs

Accessline®
providing mobility solutions

The ultimate side wheelchair access solution for Caravelle and Transporter

The Accessline underfloor wheelchair cassette lift is a cleverly designed solution for loading wheelchairs. Fitted discreetly beneath the vehicle in a slim stainless steel cassette to maximise ground clearance, it provides access through the nearside sliding door to the rear passenger compartment. This is ideal if the wheelchair passenger wishes to travel in the centre of the vehicle or alongside the driver. As the lift is installed externally, this maximises the space available inside the vehicle for passengers and luggage, providing up to six additional seats (including driver) in addition to the wheelchair.

The Caravelle and Transporter family, with their driveability, handling and ride like that of a passenger car, along with their spacious well proportioned interiors and distinctive exterior styling, added to their superior build quality, it all combines to make them stand out in their class.

STANDARD CONVERSION SPECIFICATION

- Electro-hydraulic cassette lift with one piece 800 x 1200mm platform installed beneath vehicle floor. (Reduces ground clearance).
- Safe working load (SWL) 300kg.
- Wired push button hand control.
- Bridge plate for safe wheelchair access into vehicle.
- Roll off stop plate for wheelchair safety during lift operation.
- Replacement fuel tank with 5-10 litres less capacity than original tank.
- Exhaust modifications. • Available for diesel engine models only.
- Lift operation for level surfaces, not suitable for pavements.
- Wheelchair & occupant restraint system with Mono disc floor fixings.
- 4 point inertia wheelchair restraints with Karabiner attachments
- 3 point occupant restraint with inertia shoulder belt fitted to C-pillar.
- Storage bag for wheelchair restraints.
- Nearside saloon single seat and table removed from vehicle when wheelchair is carried.

OPTIONS & ACCESSORIES

- Wireless remote control for lift
- Low level LED lights to wheelchair passenger area
- LED lamp to side wheelchair access area
- 4 corner air suspension for improved passenger comfort, constant ride height, improved road handling and reduced wear of tyres and brakes, raising or lowering facility when stationary or at low speeds, plus optional side to side tilt to enable the wheelchair lift to be deployed onto a raised kerb.
- First aid kit, fire extinguisher and legal lettering

* Further options available - please enquire

** For complete vehicle specification please refer to Volkswagen Vans brochure



Space for wheelchair to nearside passenger compartment



Inertia shoulder belt for wheelchair occupant fitted to C-pillar

COTRIM SEATING AND WHEELCHAIR LAYOUTS BASED ON CARAVELLE

(for illustration purposes only, not to scale).



Total 6 seats
1 wheelchair



Total 5 seats
1 wheelchair



Innovative rear wheelchair access solution for Caravelle and Transporter

This alternative underfloor cassette lift is another well designed solution for wheelchair access. Fitted beneath the vehicle floor, it provides access through the rear to the passenger compartment. As the lift is installed externally, the space available inside the vehicle for passengers and luggage, is maximised, providing up to five additional seats (including driver) in addition to the wheelchair. The Caravelle and Transporter with their driveability, handling and ride like that of a passenger car, along with their spacious well proportioned interiors and distinctive exterior styling, added to their superior build quality, it all combines to make them stand out in their class.

STANDARD CONVERSION SPECIFICATION

- Electro-hydraulic cassette lift with two piece 725 x 1200mm folding platform installed beneath vehicle floor.
- Safe working load (SVL) 350kg.
- Wired push button hand control.
- Bridge plate for safe wheelchair access into vehicle.
- Roll off stop plate for wheelchair safety during lift operation.
- Exhaust modifications. • Available for diesel engine models only.
- Lift operation for level surfaces, Reduced ground clearance.
- Wheelchair & occupant restraint system with Mono disc floor fixings.
- 4 point inertia wheelchair restraints with Karabiner attachments - see illustration.
- 3 point occupant restraint with inertia shoulder belt fitted to C or D-pillar.
- Storage bag for wheelchair restraints.
- One or two nearside saloon single seats removed from vehicle when wheelchair is carried. (Caravelle)

OPTIONS & ACCESSORIES


- Wireless remote control for lift
- Low level LED lights to wheelchair passenger area
- LED lamp to side wheelchair access area
- First aid kit, fire extinguisher and legal lettering

* Further options available - please enquire
** For complete vehicle specification please refer to Volkswagen Vans brochure



Space for wheelchair to nearside with passenger seat removed

WHEELCHAIR RESTRAINTS



COTRIM SEATING AND WHEELCHAIR LAYOUTS BASED ON CARAVELLE

(for illustration purposes only, not to scale).



Total 4 seats
1 wheelchair



Total 5 seats
1 wheelchair

Accessline®
providing mobility solutions

Complete range of
access options

Portable telescopic ramps for side
or rear wheelchair access



Accessline electro-hydraulic
underfloor cassette lift for rear
wheelchair access



Accessline ramp for rear
wheelchair access



Accessline electro-hydraulic
underfloor cassette lift for side
wheelchair access



Accessline electro-hydraulic
inboard lift for rear
wheelchair access



Swiveline fully powered Turny
seat lift





C-pillar bulkhead for the
Transporter kombi & Duoliner

- CARGOSHIELD LUXURY FIXED ABS BULKHEAD
- Designed to fit all models
 - Strong ABS construction
 - Polycarbonate glazed vision panel to upper section
 - Separates passengers and cargo
 - Air-tight fit, reduces road noise, dirt and fumes from the cargo area
 - Assists compliance with 'Duty of Care' Legislation
 - Can be retrofitted to existing vans
 - While you wait fitting service available with waiting area



Cargoline swing out load ramp

Cargoline load ramps for the
Volkswagen Transporter



Rear view - load ramp swivelled out position



Rear view - load ramp stowed



Cargoline full width aluminium
load ramp



Rear view - full width aluminium load ramp stowed

C-Sport

Leather interiors with a wide choice of colours and designs available



Black leather with quilted and perforated centre panels. Embroidered logo



Two tone contrasting leather with gathered centre panels



Two tone contrasting leather with coloured fillets and stitching



Accessories for Transporter & Caravelle

A wide range of add-on accessories are available from CoTrim to enable you to get the most from your vehicle, some illustrated here. Please contact our sales team to discuss your requirements.



ABS wheelarch cover
For Transporter panel van and kombi



CargoStor
Modular storage solutions for an organised and safe cargo area



ABS full height trim panels
For Transporter kombi sliding doors only



Flettner roof ventilator
The definitive eco-friendly wind powered roof ventilators



12v hot and cold handwash basin



Side underfloor step
Available as semi-auto and fully powered



LED interior lighting



Removable table
For Transporter Duoliner



C-Sport styling - side bars and roof spoiler
Options include lower front spoiler; alloy wheels and bumper protectors

CoTrim conversions and accessories

For more information about the CoTrim range of conversions
call **01722 324524**

Newton Road, Churchfields Ind. Estate, Salisbury, Wiltshire SP2 7QA

Please Note: Changes may have been made to products illustrated in this brochure since going to press in December 2017

